

6th Grade Math Lesson: Finding Unit Rates

This lesson serves as an introduction to finding unit rates. It may be helpful if students have covered Common Core Standard 6.RP.A.1 - (Understand the concept of a ratio and use ratio language to describe a ratio relationship between two quantities) prior to this lesson. Students will informally experiment with finding unit rates using addition, subtraction, multiplication, and division. Students will be able to confirm their answers using the PhET simulation.

Content Objectives:

1. Students will interpret values on a number line.
2. Students will use addition, subtraction, multiplication, and division strategies to determine unit rate.

Common Core Standards:

6.RP.A.2 - Understand the concept of a unit rate a/b associated with a ratio $a:b$ with $b \neq 0$, and use rate language in the context of a ratio relationship.

6.RP.A.3 - Use ratio and rate reasoning to solve real-world and mathematical problems, e.g., by reasoning about tables of equivalent ratios, tape diagrams, double number line diagrams, or equations.

CCSS Math Practices:

MP1: Make sense of problems and persevere in solving them.

MP4: Model with mathematics.

MP5: Use appropriate tools strategically.

MP6: Attend to precision.


MP8: Look for and make use of structure.

Materials:

- Chromebooks (class set) - *Please note that provided directions for the activity are written for Chromebooks and this activity will need to be modified if you are using other devices. Materials for this activity may be uploaded to Google Drive in order for students to use electronically.*
- Access to [PhET Unit Rates Shopping](#) simulation (You may want to link this to your class website for easy access for students)
- Finding Unit Rates - Warm Up*
- Finding Unit Rates - Student Page* (This is best used as a digital copy. It could be a paper copy as well, but the answer boxes may need to be formatted to allow for written answers. You may also choose to differentiate this activity and assign different sections to students based on ability. In this case, the exit ticket could be used prior to the activity in order to assign tasks to students.)
- Finding Unit Rates - Exit Ticket* (There are two exit ticket versions. The first is a leveled quiz where students may select which level of question they would like to answer. Questions are designed to have gradual difficulty.) The maximum number of points awarded is 10 points. Students who answer the Level 3 question completely correct can earn 10/10, students who answer the Level 2 question completely correct can earn 9/10, and students who answer the Level 1 question completely correct can earn 8/10)
- Finding Unit Rates - Sample Student Work*

The Plan - Day 1

Time	Activity	Notes
0:00-0:10	Cookie Sharing Warm Up	Project or display <i>Finding Unit Rates - Warm Up</i> to the front of the room. Students should work for 5 minutes silently and independently. They should talk to their table partner for three minutes. Then, use equity cards (or other randomization technique) to choose students to

		show/discuss their solutions with the whole class.
0:15-0:40	PhET Unit Rates Shopping - Apples (Using Addition and Subtraction to Find Unit Rates)	<p>Using Google Classroom or some other method, share the <i>Finding Unit Rates - Student Page</i> so that each student has a digital copy.</p> <p>Have each student pick up their assigned chromebooks.</p> <p>Guide students to the PhET Unit Rates Shopping activity using directions 1-4 of the <i>Finding Unit Rates - Student Page</i>. Allow students a few minutes to explore the sim.</p> <p>Once students have logged in and have explored for a couple of minutes, project the sim on the front screen, and briefly guide the class in a discussion:</p> <ul style="list-style-type: none"> *What did you notice? *What patterns did you see? *What happened to the price on the scale when you added bags of fruit? *What happened to the price when you took one piece of fruit off the scale? *What happened to the price when you took a second piece of fruit off the scale? *Could you use the scale to find the price of one piece of fruit? How? <p>Show students how to enter their answers into their digital worksheet and also how to take a screenshot using</p> <p>Ctrl + Shift + , then click and drag.</p> <p>Fifteen minutes before class ends, give students a five minute warning. At the end of the day they will be discussing answers to the questions:</p> <ul style="list-style-type: none"> *Write your own definition for the vocabulary word unit rate. *How can you use addition and subtraction to find a unit rate?
0:40-0:50	Closure and Clean Up	<p>Have students share answers to the last questions:</p> <ul style="list-style-type: none"> *Write your own definition for the vocabulary word unit rate. *How can you use addition and subtraction to find a unit rate? <p>Have students log out and return Chromebooks.</p>

The Plan - Day 2/3

Time	Activity	Notes
0:00-0:10	Warm Up and Student Exemplars	<p>Direct students to pick up Chromebooks and go to the PhET Unit Rates Shopping activity.</p> <p>Before students get started for the day, select exceptional short answer responses from yesterday's <i>Apple</i> activity. You can use the <i>Student Sample Worksheet</i> as well. Note how to make sure to fully answer the question and also explain your process.</p>

<p>0:15-0:40 (this may take longer and can stretch into a third day)</p>	<p>PhET Unit Rates Shopping - Lemons (Using Multiplication to Find Unit Rates)</p> <p>PhET Unit Rates Shopping - Pears (Using Division to Find Unit Rates)</p>	<p>Using Google Classroom or some other method, share the <i>Finding Unit Rates - Student Page</i> so that each student has a digital copy.</p> <p>Have each student pick up their assigned chromebooks.</p> <p>Students will continue to work on the Lemon and Pear sims focusing on how to use multiplication and division to find unit rates.</p> <p>Questions to ask students as they are working: <i>*If you know the unit rate of an item, how can you use it to determine the cost of a group of items?</i> <i>*How can you use multiplication to find a unit rate?</i> <i>*How can you use division to find a unit rate?</i> <i>*How are you using the double number line to find a unit rate?</i> <i>*What other types of unit rate in addition to price per item could you find using this sim?</i> <i>*How has your understanding of unit rate changed as you have been working on this project?</i></p>
<p>0:40-0:50</p>	<p>Exit Ticket and Clean Up</p>	<p>Students will complete exit ticket. You can either use this as a closing activity, or before the last day to gather formative information about how to help students on the last day.</p> <p>Have students log out and return Chromebooks.</p>

Follow-up:

After grading students' exit tickets, you may want to provide them with the opportunity to clear any misconceptions by allowing them to make corrections using the module and then asking them to identify their mistake. The questions from the assessment can be found in the following place of the module:

- 1) If 4 carrots cost \$0.60, what is the **unit rate** for one carrot? Explain your process below. (button #2, carrots sim)
- 2) If 5 oranges cost \$3.75, what is the **unit rate** for one orange? Explain your process below. (button #1, oranges sim)
- 3) If .4 pounds of purple candy cost \$2.16, what is the **unit rate** for 1 pound of purple candy? Explain your process below. (button #3, purple candy sim)

After this lesson students may also benefit from using more formal ratio table notation. The *Math in Context Models You Can Count On* book provides thorough direct instruction and practice problems for how to use a ratio table.

FINDING UNIT RATES - Warm Up

1. Imagine you have a box of one dozen chocolate chip cookies. (That's 12 to be exact!) You and your best friend decide to share the cookies.



A. What operation (addition, subtraction, multiplication, division) will you use to solve this problem? Why does this operation make sense?

B. If you fairly share the cookies with your best friend, how many will you each get?

2. Before you could eat your cookies, two more of your friends show up and you decide to share the cookies with them as well. (That makes four people total.) If you fairly share the cookies, how many will you each get?








3. You are interrupted from your delicious dessert one more time as your friend suggests that you share the cookies with your class that has 24 people.

A. How many cookies will each person get?

B. How many people will share each cookie?

FINDING UNIT RATES - Student Page

Apples

Directions	Questions
<p>1. Visit the PhET Unit Rates Shopping activity</p>  <p>2. Click on Shopping</p>  <p>3. Click on  in the bottom left corner, then select Apples in the menu</p>  <p>4. Place one set of apples on the scale.</p> 	<p>Look at the price on the scale. What is the cost for 5 apples? (Write your answer in the box below. It will expand as you type.)</p> <div style="border: 1px solid black; height: 200px; width: 100%;"></div>
<p>5. Take one apple off the scale. </p>	<p>Using the double number line, report below how the price changed when you removed one apple.</p> <div style="border: 1px solid black; height: 80px; width: 100%;"></div> <p>Assuming the price of each apple is the same, how do you think the price will change when you remove one more apple from the scale?</p> <div style="border: 1px solid black; height: 80px; width: 100%;"></div>
<p>6. Remove a second apple from the scale. </p>	<p>Was your above prediction correct? Why or why not?</p> <div style="border: 1px solid black; height: 60px; width: 100%;"></div>

Assuming the price of each apple is the same, what do you think the price of one apple will be? Explain how you determined the price.


7. Remove all but one apple from the scale.




Using the double number line, determine the cost of apple. This is called a **unit rate**.


Was your prediction in step 5 correct? How could you find the cost of one apple without taking the other apples off the scale?


8. Using the scale, double number line, and apples, complete the challenge problems on the right side of the page.


 Questions


Unit Rate?
 

1 Apple

Cost of 15 Apples?
 

Cost of 9 Apples?
 

Apples for \$3.50?
 



Click on the yellow button to input your answers. Once you have a smiley face, you have the correct answer.

Write your own definition for the vocabulary word **unit rate**.






Ctrl + Shift +  , then click and drag.

Screenshot your completed and accurate table and paste it in the box below.

Click Copy to clipboard then **Ctrl + V** to PASTE

How can you use addition and subtraction to find a **unit rate**?

Lemons

Directions	Questions
<p>1. Click on  in the lower left hand corner.</p> <p>2. Place a set of lemons on the scale.</p> 	<p>Look at the price on the scale. What is the cost for 5 lemons?</p> <div data-bbox="589 260 1528 436" style="border: 1px solid black; height: 84px;"></div> <p>What do you predict will be the cost when you double the number of lemons on the scale? Explain how you made your prediction.</p> <div data-bbox="589 543 1528 720" style="border: 1px solid black; height: 84px;"></div>
<p>3. Place a second set of lemons on the scale.</p> 	<p>Using the double number line, report below how the price changed when you added a second set of lemons. Was your prediction correct? Why or why not?</p> <div data-bbox="589 863 1528 1039" style="border: 1px solid black; height: 84px;"></div> <p>What do you predict will be the cost when you triple the original number of lemons on the scale? Explain how you made your prediction.</p> <div data-bbox="589 1146 1528 1323" style="border: 1px solid black; height: 84px;"></div>
<p>4. Place a third set of lemons on the scale.</p> 	<p>Using the double number line, report below how the price changed when you added a third set of lemons. Was your prediction correct? Why or why not?</p> <div data-bbox="589 1461 1528 1638" style="border: 1px solid black; height: 84px;"></div>
<p>5. Remove one lemon from the scale.</p> 	<p>Using the double number line, report below how the price changed when you removed one lemon.</p> <div data-bbox="589 1776 1528 1953" style="border: 1px solid black; height: 84px;"></div>

6. Remove all but one lemon from the scale.



What is the **unit rate** for one lemon?

What do you notice about your answers in steps 5 and 6? Why did this happen?

7. Using the scale, double number line, and lemons, complete the challenge problems on the right side of the page.

A screenshot of a 'Questions' panel. It contains four math problems, each with an input box and a yellow edit button:

- Unit Rate? [input box] [edit button]
- 1 Lemon
- Cost of 10 Lemons? [input box] [edit button]
- Cost of 4 Lemons? [input box] [edit button]
- Lemons for \$3.50? [input box] [edit button]

At the bottom left of the panel is a refresh icon.

Click on the yellow button to input your answers. Once you have a smiley face, you have the correct answer. (See if you can find the cost for ten and four lemons by using what you know about the unit rates rather than just getting your answer from the scale.)

Screenshot your completed and accurate table and paste it in the box below.





Ctrl + Shift +  , then click and drag.

Click Copy to clipboard then **Ctrl + V** to PASTE

If you know the cost of ten lemons is \$2.50, how could you use the **unit rate** to find the price for 11 lemons?

If you know the **unit rate** of an item, how can you use it to determine the cost of a group of items?

Pears

Directions	Questions
<p>1. Click on</p>  <p>in the lower left hand corner.</p> <p>2. Place a set of pears on the scale.</p> 	<p>Look at the price on the scale. What is the cost for 5 pears?</p> <div data-bbox="589 262 1526 436" style="border: 1px solid black; height: 83px;"></div> <p>What do you predict will be the unit rate for a pear? (You are just making a prediction at this point.)</p> <div data-bbox="589 541 1526 716" style="border: 1px solid black; height: 83px;"></div>
<p>3. Remove one pear from the scale.</p> 	<p>What is the price for 4 pears?</p> <div data-bbox="589 827 1526 1001" style="border: 1px solid black; height: 83px;"></div> <p>What do you predict will be the cost when you divide the number of pears in half? Explain how you made your prediction.</p> <div data-bbox="589 1106 1526 1281" style="border: 1px solid black; height: 83px;"></div>
<p>4. Remove two pears from the scale so you have two left on the scale.</p> 	<p>Using the double number line, report below how the price changed when you divided the number of pears in half. Was your prediction correct? Why or why not?</p> <div data-bbox="589 1421 1526 1596" style="border: 1px solid black; height: 83px;"></div> <p>Think about dividing the number of pears in half again. What do you predict will be the unit rate for one pear?</p> <div data-bbox="589 1701 1526 1875" style="border: 1px solid black; height: 83px;"></div>

5. Remove one more pear from the scale so you have only one pear left.



Using the double number line, report below how the price changed when you divided the number of pears in half..

What is the **unit rate** for one pear?

How does the answer above compare to your previous predictions?

6. Multiply the number of pears on the scale by 10 so you now have 10 pears.



What happened to the price on the scale?

What do you notice about your answers in steps 5 and 6? Why did this happen?

What will happen to the price if you divide the number of pears by 10?


7. Use mental math to divide the number of pears on the scale by 10. Next, find the unit rate for one pear.




What is the **unit rate** for one pear?


8. Using the scale, double number line, and lemons, complete the challenge problems on the right side of the page. Click on the yellow button to input your answers. Once you have a smiley face, you have the correct answer. (See if you can find the cost for ten and six pears by using what you know about the unit rates rather than just getting your answer from the scale.)


Questions


Unit Rate?
 

1 Pear

Cost of 10 Pears?
 

Cost of 6 Pears?
 

Pears for \$2.80?
 



Screenshot your completed and accurate table and paste it in the box below.

Ctrl + Shift +  , then click and drag.

Click Copy to clipboard then **Ctrl + V** to PASTE

How can you use division to find a **unit rate**?

Finished Early?

Directions


1. Click on




in the lower left corner. This will take you to some questions about vegetables.


2. Complete the Challenges for each of the vegetables.


Questions


Unit Rate?
 

1 Tomato

Cost of 6 Tomatoes?
 

Cost of 21 Tomatoes?
 

Tomatoes for \$5.70?
 



3. As you work, use

Ctrl + Shift +  , then click and drag.

to take pictures of your work. Paste your pictures in the boxes in the right column

Questions


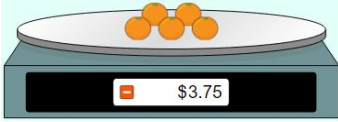

Name: _____

Date: _____

Period: _____

FINDING UNIT RATES - Leveled Exit Ticket

Directions: Pick **one** problem below to solve. If you do more, only **one** will count for your grade.

Level 1 (8 points)	Level 2 (9 points)	Level 3 (10 points)
<p>If 4 carrots cost \$0.60, what is the unit rate for one carrot? Explain your process below.</p> 	<p>If 5 oranges cost \$3.75, what is the unit rate for one orange? Explain your process below.</p> 	<p>If .4 pounds of purple candy cost \$2.16, what is the unit rate for 1 pound of purple candy? Explain your process below.</p> 


Name: _____

Date: _____

Period: _____








FINDING UNIT RATES - Exit Ticket

If 5 oranges cost \$3.75, what is the **unit rate** for one orange? Explain your process below.



FINDING UNIT RATES - Sample Student Work

Apples

Directions	Questions
<p>1. Visit the PhET Unit Rates Shopping activity</p>  <p>2. Click on Shopping</p>  <p>3. Click on  in the bottom left corner, then select Apples in the menu</p>  <p>4. Place one set of apples on the scale.</p> 	<p>Look at the price on the scale. What is the cost for 5 apples? (Write your answer in the box below. It will expand as you type.)</p> <div style="border: 1px solid black; padding: 5px; min-height: 100px;"> <p>\$2.50</p> </div>
<p>5. Take one apple off the scale. </p>	<p>Using the double number line, report below how the price changed when you removed one apple.</p> <div style="border: 1px solid black; padding: 5px; min-height: 100px;"> <p>When I removed one apple, the price decreased by \$0.50 to show a price of \$2.00 for four apples.</p> </div> <p>Assuming the price of each apple is the same, how do you think the price will change when you remove one more apple from the scale?</p> <div style="border: 1px solid black; padding: 5px; min-height: 100px;"> <p>I think the price will decrease another \$0.50 to show a price of \$1.50 for three apples.</p> </div>
<p>6. Remove a second apple from the scale. </p>	<p>Was your above prediction correct? Why or why not?</p> <div style="border: 1px solid black; padding: 5px; min-height: 100px;"> <p>Yes! When I removed a second apple the price decreased \$0.50 to show a price of \$1.50 for three apples.</p> </div> <p>Assuming the price of each apple is the same, what do you think the price of one apple will be? Explain how you determined the price.</p> <div style="border: 1px solid black; padding: 5px; min-height: 100px;"> <p>When I removed each apple, the cost decreased by \$0.50, so if I remove two more apples the cost will go down by \$0.50 two times which is also \$1. \$1.50</p> </div>

for three apples minus \$1 to remove two apples will show a cost of \$0.50 for one apple.

7. Remove all but one apple from the scale.



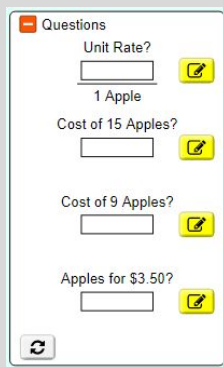
Using the double number line, determine the cost of apple. This is called a **unit rate**.

One apple is \$0.50

Was your prediction in step 5 correct? How could you find the cost of one apple without taking the other apples off the scale?

Yes! I followed my steps from step 6 and found that one apple if \$0.50. Explanation will vary.

8. Using the scale, double number line, and apples, complete the challenge problems on the right side of the page. Click on the yellow button to input your answers. Once you have a smiley face, you have the correct answer.



Questions

Unit Rate?
 ✓

1 Apple

Cost of 15 Apples?
 ✓

Cost of 9 Apples?
 ✓

Apples for \$3.50?
 ✓

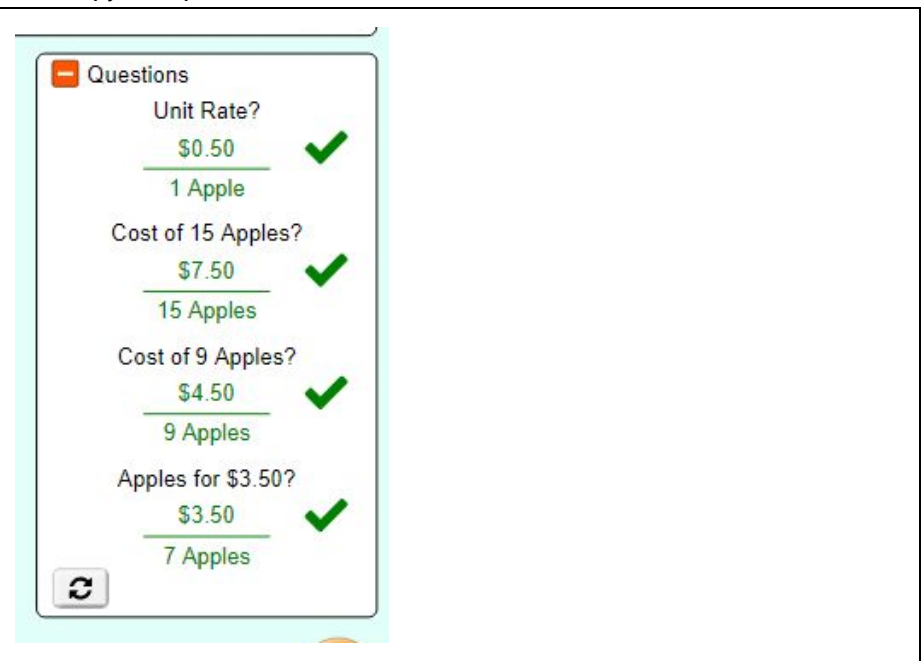
Write your own definition for the vocabulary word **unit rate**.

In this context, a unit rate is the price for one of an item. (Answers will vary.)

Screenshot your completed and accurate table and paste it in the box below.

Ctrl + Shift +  , then click and drag.

Click Copy to clipboard then **Ctrl + V** to PASTE



Questions

Unit Rate?
\$0.50 ✓
1 Apple

Cost of 15 Apples?
\$7.50 ✓
15 Apples







Cost of 9 Apples?
\$4.50 ✓
9 Apples

Apples for \$3.50?
\$3.50 ✓
7 Apples

How can you use addition and subtraction to find a **unit rate**?

Every time I took away one apple, that was the unit rate. You could also just keep subtracting until you got to one apple, which would also be your unit rate.

Lemons

Directions	Questions
<p>1. Click on</p> <div data-bbox="115 323 456 394" style="border: 1px solid black; padding: 2px; display: inline-block;">  Lemons ▲ </div> <p>in the lower left hand corner.</p> <p>2. Place a set of lemons on the scale.</p> 	<p>Look at the price on the scale. What is the cost for 5 lemons?</p> <div data-bbox="594 310 1507 380" style="border: 1px solid black; padding: 5px;"> <p>\$1.25</p> </div> <p>What do you predict will be the cost when you double the number of lemons on the scale? Explain how you made your prediction.</p> <div data-bbox="594 489 1507 590" style="border: 1px solid black; padding: 5px;"> <p>I think the cost will be \$2.50 because if I double the number of lemons, the price should also double.</p> </div>
<p>3. Place a second set of lemons on the scale.</p> 	<p>Using the double number line, report below how the price changed when you added a second set of lemons. Was your prediction correct? Why or why not?</p> <div data-bbox="594 800 1507 900" style="border: 1px solid black; padding: 5px;"> <p>Yes! The price did double to \$2.50 when I put a second set of lemons on the scale and doubled the number of lemons.</p> </div> <p>What do you predict will be the cost when you triple the original number of lemons on the scale? Explain how you made your prediction.</p> <div data-bbox="594 1010 1507 1178" style="border: 1px solid black; padding: 5px;"> <p>I think the original price of \$1.25 will triple to \$3.75 since I have three times as many lemons. I could also think of this as adding one more set of lemons at \$1.25 and add that to the price for two sets of lemons which was \$2.50 to get \$3.75.</p> </div>
<p>4. Place a third set of lemons on the scale.</p>  <p>scale.</p>	<p>Using the double number line, report below how the price changed when you added a third set of lemons. Was your prediction correct? Why or why not?</p> <div data-bbox="594 1325 1507 1425" style="border: 1px solid black; padding: 5px;"> <p>Yes! The price for three sets of lemons is \$3.75. This makes sense because I have three groups at \$1.25. $3 \times \\$1.25$ is \$3.75.</p> </div>
<p>5. Remove one lemon from the scale.</p> 	<p>Using the double number line, report below how the price changed when you removed one lemon.</p> <div data-bbox="594 1566 1507 1635" style="border: 1px solid black; padding: 5px;"> <p>When I removed one lemon, the price decreased to \$3.50.</p> </div>
<p>6. Remove all but one lemon from the scale.</p> 	<p>What is the unit rate for one lemon?</p> <div data-bbox="594 1734 1507 1803" style="border: 1px solid black; padding: 5px;"> <p>\$0.25</p> </div> <p>What do you notice about your answers in steps 5 and 6? Why did this happen?</p> <div data-bbox="594 1881 1507 1971" style="border: 1px solid black; padding: 5px;"> <p>Since the price dropped by \$0.25 when I removed one lemon, I think the price, or unit rate, for one lemon is \$0.25.</p> </div>

7. Using the scale, double number line, and lemons, complete the challenge problems on the right side of the page. Click on the yellow button to input your answers. Once you have a smiley face, you have the correct answer. (See if you can find the cost for eight lemons by using what you know about the unit rate and the cost for ten lemons.)

Questions

Unit Rate?

 1 Lemon

Cost of 10 Lemons?

Cost of 4 Lemons?

Lemons for \$3.50?

Screenshot your completed and accurate table and paste it in the box below.

Ctrl + Shift +  , then click and drag.

Click Copy to clipboard then **Ctrl + V** to PASTE

Questions

Unit Rate?
 \$0.25 ✓
 1 Lemon

Cost of 10 Lemons?
 \$2.50 ✓
 10 Lemons

Cost of 4 Lemons?
 \$1.00 ✓
 4 Lemons

Lemons for \$3.50?
 \$3.50 ✓
 14 Lemons


If you know the cost of ten lemons is \$2.50, how could you use the **unit rate** to find the price for 11 lemons?

Once you have the price for ten lemons, which is two groups of five lemons at \$1.25 per group, you can just add the unit rate of \$0.25 to get \$2.75 for 11 lemons.

If you know the **unit rate** of an item, how can you use it to determine the cost of a group of items?

Whatever number you multiply the number of items by also needs to be used to multiply the unit rate.

Pears

Directions	Questions
<p>1. Click on</p> <div data-bbox="115 1772 516 1860">  </div> <p>in the lower left hand corner.</p>	<p>Look at the price on the scale. What is the cost for 5 pears?</p> <div data-bbox="594 1764 1510 1829"> <p>\$2.00</p> </div> <p>What do you predict will be the unit rate for a pear? (You are just making a prediction at this point.)</p> <div data-bbox="594 1940 1510 2005"> <p>I think it will be less than \$0.50 because there are five pears and each pear</p> </div>

2. Place a set of pears on the scale.



would have to be less than \$0.50 for the total to be \$2.00.

3. Remove one pear from the scale.



What is the price for 4 pears?

\$1.60

What do you predict will be the cost when you divide the number of pears in half? Explain how you made your prediction.

I think the cost for two pears, or half four, I think the price will be \$0.80 because there are half the number of pears, so the price should be half the cost for four pears.

4. Remove two pears from the scale so you have two left on the scale.



Using the double number line, report below how the price changed when you divided the number of pears in half. Was your prediction correct? Why or why not?

Yes! When I divided the number of pears in half, the price was half the original price. This makes sense because half the number of items should cost half as much.

Think about dividing the number of pears in half again. What do you predict will be the **unit rate** for one pear?

I think the unit rate will be \$0.40 because that is half the cost of two pears.

5. Remove one more pear from the scale so you have only one pear left.



Using the double number line, report below how the price changed when you divided the number of pears in half..

The price was cut in half to \$0.40.

What is the **unit rate** for one pear?

\$0.40

How does the answer above compare to your previous predictions?

I was right on!

6. Multiply the number of pears on the scale by 10 so you now have 10 pears.



What happened to the price on the scale?

The price on the scale increased to \$4.00.

What do you notice about your answers in steps 5 and 6? Why did this happen?

If the number of pears is multiplied by ten, then the price will also get

multiplied by 10.

What will happen to the price if you divide the number of pears by 10?

It will go back down to the unit rate price of \$0.40.

7. Use mental math to divide the number of pears on the scale by 10. Next, find the unit rate for one pear.



What is the **unit rate** for one pear?

It is still \$0.40.

8. Using the scale, double number line, and lemons, complete the challenge problems on the right side of the page. Click on the yellow button to input your answers. Once you have a smiley face, you have the correct answer. (See if you can find the cost for ten and six pears by using what you know about the unit rates rather than just getting your answer from the scale.)

A screenshot of a digital scale interface. It has a title 'Questions' and four rows of input fields with yellow checkmark buttons to their right. The first row is 'Unit Rate?' with a blank input field. The second row is '1 Pear' with a blank input field. The third row is 'Cost of 10 Pears?' with a blank input field. The fourth row is 'Cost of 6 Pears?' with a blank input field. The fifth row is 'Pears for \$2.80?' with a blank input field. There is a refresh icon at the bottom left.

Screenshot your completed and accurate table and paste it in the box below.

Ctrl + Shift +  , then click and drag.

Click Copy to clipboard then **Ctrl + V** to PASTE

A screenshot of the same digital scale interface as in the previous block, but with the input fields filled with correct answers and green checkmarks to the right of each row. The answers are: Unit Rate? \$0.40, 1 Pear, Cost of 10 Pears? \$4.00, Cost of 6 Pears? \$2.40, and Pears for \$2.80? 7 Pears. There is a refresh icon at the bottom left.

How can you use division to find a **unit rate**?

To get to a unit rate, you can divide both the number of items and the price until you get to one item. The price for one item is the unit rate.

Name: _____

Date: _____

Period: _____

FINDING UNIT RATES - Leveled Exit Ticket (ANSWERS)

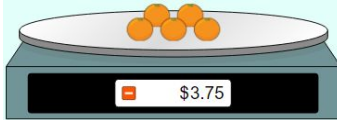
Directions: Pick **one** problem below to solve. If you do more, only **one** will count for your grade.

If 4 carrots cost \$0.60, what is the **unit rate** for one carrot? Explain your process below.



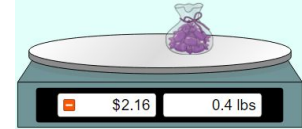
\$0.15 per carrot - explanation will vary

If 5 oranges cost \$3.75, what is the **unit rate** for one orange? Explain your process below.



\$0.75 per orange - explanation will vary

If .4 pounds of purple candy cost \$2.16, what is the **unit rate** for 1 pound of purple candy? Explain your process below.



\$5.40 per pound - explanation will vary

Name: _____

Date: _____

Period: _____

FINDING UNIT RATES - Exit Ticket (ANSWERS)

If 5 oranges cost \$3.75, what is the **unit rate** for one orange? Explain your process below.



\$0.75 per orange - explanation will vary

